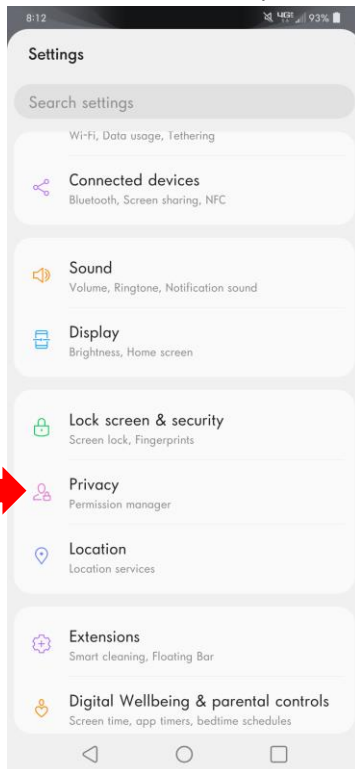
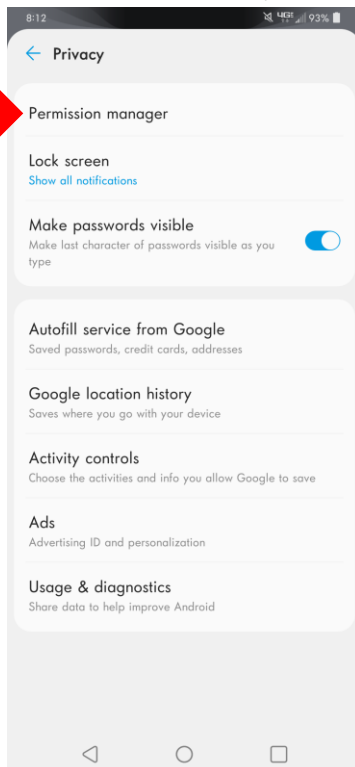


Troubleshooting with Android Devices

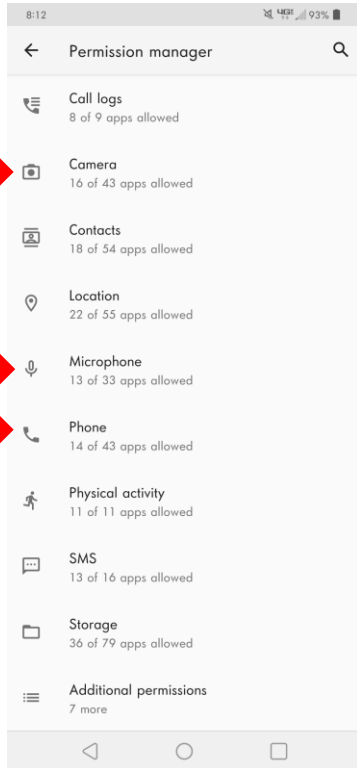
- 1) Go to **SETTINGS**
- 2) Select the **PRIVACY** option from the menu list



- 3) In the **PRIVACY** menu, select the **PERMISSION MANAGER**



4) In this menu, ensure the **CAMERA, MICROPHONE, and PHONE** options are allowing access for the **Webex Meet App**



- To verify this, select the **CAMERA** option and scroll down to see if **Webex Meet App** is under the **ALLOWED** list
- If it is not, scroll down under the **DENIED** list and select the **Webex Meet App** option. In here change the access from **DENY** to **ALLOW**

